


the
**ALUMINUM
WORKHORSE**

OFFICIAL PUBLICATION OF THE LAND-ROVER OWNERS' ASSOCIATION

Volume VII, Number II, Summer 1990 - Copyright 1989 - All Rights Reserved



LROA NEWS

Summer 1990 - LROA, P.O. Box 6836, Oakland, CA 94603
A member of the Association of Rover Clubs, Ltd., U.K.

Sec/Treas: Domingo Dias (#115, CA), P.O. Box 6836, Oakland, CA 94603
Editor: Brad Blevins (#57, CA), 2998 Atlantic St., Concord, CA 94518
Membership Information: See last page

Deadlines for material: 1st of Feb, May, Aug, & Nov.

Front Cover:
clockwise from top L...Tony Bonanno, William Miy (NJ), Dave Goodson (WA), Lindy Klines.

Regional Coordinators

NORTHEAST

Ron/Bernie Mowry
Box 1023
West Lebanon, ME 04027
207-658-9064

N. GEORGIA

Jack Walter
481 Schaffer Rd.
Marietta, GA 30060
404-438-7746

N. CALIFORNIA

Steve Hill
Box 16220
Sacramento, CA 95816
916-393-3767

SOUTHEAST

Chris Winters
1001 Tennessee Ave.
Ft. Lauderdale, FL 33312
305-791-2214

S.F. BAY AREA

Geoffrey Jackson
99 Rosewell Wy.
San Jose, CA 95138
408-629-8274

NORTHWOODS

Bill Osterheim
12547 152nd Ln. N.E.
Ham Lake, MN 55304
612-434-8144

N. CENTRAL

Peter Donnelly
1271 Taylor
Highland Park, IL 60035
708-831-2208

WASHINGTON

Gord'n Perrott
119 N.E. 60th St.
Seattle, WA 98115
206-526-5858

BLUE RIDGE

Pam Haigh/Win Sharples
RR1 Box 537 A
Round Hill, VA 22141
703-554-2111

MOUNTAIN

Bill Davis
360 N. 1000 West
Salt Lake City, UT 84116
801-363-2390

NEVADA

Marvin Mattson
Box 9802
Reno, NV 89507
702-972-0748

TEXAS

Chuck Willis
1121 Forrest Dr.
Arlington, TX 76012
817-461-9280

S. GEORGIA

Steve Johnson
Rte. 3, Box 358
Tifton, GA
912-386-8498

OREGON

Doug Shipman
945 N.E. 188th
Portland, OR 97230
503-661-5123


OREGON COAST

Cliff Johnson
Rt. 2, Box 436 G
Smith Lake Estates
Warrington, Oregon 97146
503-861-1538

Contents

Bits And Pieces.....	2
Regional News and Calendar.....	3
Letters.....	5
Articles.....	
The Great Rover Roll-Over.....	6
Tech Tips.....	
How to Keep the Rear Door of Your LR Open.....	8
Market Place.....	10
Rover Shops Listing.....	11
Membership Information.....	13

found amongst the clutter of the editor's desk.





BITS AND PIECES

My, my, how time flies.

Lea Magee is back from the USSR. He and his partner came in 11th in this year's Camel Trophy. Did we tell you that they used Discoverys. Well, that's what I heard. I'm not going to go into their story now, 'cause I'm hoping Lea will be sending something to us himself. Keep an eye out for it in one of the following issues!

IS THERE AN ATTORNEY IN THE HOUSE? This club is not incorporated or insured or anything. Just a bunch of friendly folks with a common love (hate). As things are, everything is fine. But what if someone got hurt at a "club event"? Do the club members have any responsibility? How could we even afford to defend ourselves in the event of a lawsuit?

If there is an attorney and/or an insurance person out there who is willing to donate a bit of time to these questions (and a solution) PUHLEEZ drop us a line ASAP!

THE GREAT DIVIDE EXPEDITION...sponsored by Range Rover of North America was written up in the May issue of Motor Trend. Pretty good pics too.

NORTHWOODS R.C., BILL OSTERHEIM HAS A NEW ADDRESS (as of 3 years ago!)

2547 152nd Ln. N.E.

Ham Lake, MN 55304

612-434-8144

Sorry Bill, I don't know how this managed to slip through the cracks for so long. (Caaall me Irresponsible...)

LRO American Correspondent, Jim Allen (also ex- LROA newsletter editor) dropped us a line to offer that we may use any LRO articles in our newsletter... he particularly suggested "Cross Country Briefing" by Mike McCabe. Sorry, but there's no room for it right now which is why I've given the title to those of you who have old LRO issues.

MAC OWNERS...If any of you folks have a Mac and would like to help out with the newsletter, how's about we send you an article or two, and you send it back on a disc all ready to go? Of course, you could just write your own article and send it in ala disc too. Looks like we've got one volunteer so far...

LRO MAGAZINE... check out the "LETTERS" page for a special offer to club members

Ex-NATO Lightweight "88" with
ex-NATO trailer...also an A-10
Thunderbolt (ho-hum) at '89
Maine Land-Rover Rally. Tx
Miles Murphy



REGIONAL NEWS & CALENDAR



IF YOU DON'T SEE ANYTHING FROM YOUR REGION IN THIS SECTION, GIVE YOUR REGIONAL COORDINATOR A CALL AND SUGGEST THAT HE SEND SOMETHING IN.

BLUE RIDGE

Smith Mountain GREEN LANE Off-Road Gourmet Burger Weekend...Aug 3,4,5. This sounds REALLY GOOD! The site is at Smith Mountain Lake. There are more trails now and you will be able to give your Rover a taste of rock, hill, savannah, and bog. Even a stream crossing. Port-a-Johns, and catered mealstoo! They need to know if you are coming by July 21. Contact Win Sharples...703-554-2211.

Or write to

BRLRC

RR 1 Box 537-A

Round Hill, VA 22141

NORTHWOODS

Regular events scheduled on the 3rd Sunday of most months...check with your R/C.

OREGON

Labor Day Weekend... All British Field Meet.

N. GEORGIA

October (first Sat.)... Shenandoah Valley Br. Car Show

MOUNTAIN

August 18-26...The Moab Run. See pages 7 and 10.

S. GEORGIA

Aug 17, 18, 19...3rd Annual Dixieland Rovers Rally, Hog Cook, & Swap Meet. Camping on site and hotels within 1 mi. Contact Steve Johnson...912-386-8498

A Note About Moab

It has come to my attention that there has been some confusion among club members concerning a direct mail piece from Rovers North which was received by many of the club membership recently. To clear things up this is an LROA club event which is being partially sponsored by Rovers North. They are also holding a rally in conjunction with ours for Land Rover/Range Rover enthusiasts that are their customers, on their mailing list are members of other independent Land Rover clubs not affiliated with the LROA. I apologize for any confusion this situation has caused.

My objective in organizing this event is to get Land Rover owners to Moab to have fun 4 wheeling together in some of the most spectacular scenery in the entire world. If you have never been in this area before and would like to get a good idea of what it looks like, watch Indiana Jones' "The Last Crusade." The opening scenes were all filmed in Arches National Park!

Rovers North has been very generous in donating money to help get this event going and it has taken more money than I ever expected. They enthusiastically stepped in at a time when the club and myself were very low on funds and several major expenditures needed to be made. They are not the only sponsors though. British Pacific of Pasadena, CA, the town of Moab, UT, the Grand County Travel Council and the Red Rock 4 Wheelers have all donated

either time or money to help with the rally. We would also welcome any other sponsors to participate.

The LROA is asking a flat \$15.00 per vehicle for members and \$20.00 for non-members (hint—join the club!). This fee covers some non-optional costs such as liability insurance, BLM permits and any other unforeseen expenses. Any excess funds collected will be returned to the LROA treasury. I am keeping my fingers crossed hoping that we don't have a shortage! All other costs for other events are optional. They are:

- The Awards Banquet... \$10-11.00 depending on where we ultimately decide to have it. More on that later.
- The Congratulations For Getting All The Way To Moab, UT Breakfast is \$6.00.
- Official rally T-shirts will be available. Price to be determined later probably \$10.00
- Admission fee for the movie nites on Tuesday and Wednesday. (Again, price to be determined later—relax it will be very nominal—probably \$0.50-1.00.)
- Guide fees for individual members of the Red Rock 4 Wheelers. Again, this will be nominal These guys love any excuse to get away and go off-roading.

-Official rally British license plates which will say MOAB 1990 which have been arranged for by British Pacific. Again, price to be determined by total quantity ordered.

The Rovers North registration fee includes the liability insurance, BLM permits, R.N. T-shirts and all of the optional items just listed with the exception of LROA club T-shirts and license plates. Both Rovers North and British Pacific are bringing spare parts and tools and will be donating technical support and door prizes.

When Steve Hill first suggested holding this event back in 1987 and I agreed to organize it, I thought we would be lucky to have 50 Rovers in attendance. Moab is a long way from everywhere, which was part of the reason for picking it. Everyone has to drive to get there. Currently we expect approximately 200 Rovers (plus or minus 50) to attend. As a result, I need to do more last minute planning than I thought. I will need everyone who is planning to attend to RSVP and send the appropriate registration fee to:

Bill Davis
360 No 10th West
Salt Lake City, Utah 84116

Please do this ASAP. Also, everyone will be required to sign a hold-harmless form which will protect the club from liability, and have you agree that your Rover is insured, inspected, registered, street legal and road worthy. The reason this will be required is that the blanket liability insurance the club is purchasing covers the clubs involved, the BLM, and any spectators. It doesn't cover the participants which may sound strange but that is how these policies are written and why we are requiring your Rover be individually insured.

The following is a tentative schedule of events and I say tentative only because we have had to change some plans because of the number of people coming. We will have at least 2 guided tours per day. One will be difficult and the other will be of a more scenic nature. We may have to limit the number of people going, but hopefully we will be able to arrange more tours if necessary.

The Welcome to Moab Breakfast will most likely be catered at Lions Park which is north of town, 1/2 mile or so next to the Colorado River. It will be Tuesday morning and will last 'til late morning to allow plenty of time for socializing and checking each others' Rovers out.

Wednesday is archeology day. Due to time considerations, we will be going to Alkali Ridge instead of Beef Basin. Our guide will be Jean Akens instead of Fran Barnes. Jean works at a museum in Blanding, Utah which specializes in southwestern archeology. She has indicated that there are some very large (200 room) Anazasi Indian ruins in this area. She is currently involved in some of the excavations going on in the area so she should be able to make this a very informative trip.

Tuesday and Wednesday evenings are movie nights. We will have a large selection of videos scheduled for showing at the Moab Middle School auditorium.

Thursday evening will be the banquet. We will also be awarding door prizes and trophies after the banquet. Attendance at the banquet is not required for door prizes.

When you arrive in Moab, we will have information packets available at the Visitors Center on the north side of town which will

have a more detailed schedule of events with times, locations, etc. Don't worry about finding the Visitors Center, this is a small town (pop. 5,000).

Several magazines have indicated they will be attending, including Land Rover Owner, Car and Driver, Four Wheeler, and possibly, Off-Road. One club member is a professional cameraman and has volunteered to bring a camcorder and film the action.

Moab in August can be hot. Expect mid-90's in the daytime, possibly higher. This is high desert country so it cools off quickly once the sun goes down so bring some warmer clothes for the evenings, especially if you are planning on camping in the backcountry.

Off-road conditions are mainly slick rock or sand. It is a very rugged and isolated area and it is not recommended to travel alone; even if you know where you are going. Always carry extra water, food, sun protection, insect repellent, spare parts, and other types of survival gear. If you do go exploring by yourself, please register for the appropriate backcountry permits from the BLM or National Park Service. These are used to start search and rescue operations in case you don't show up within a couple of days of when you say you will be back.

I recommend purchasing the Canyon Country Off-Road Vehicle Map Series. You will need maps #5, 7, 9, and 19 for \$3.00 a piece. There is also an information book that can be ordered in conjunction with the maps. You will need books #4, 6, 8, and 18 for \$4-4.50 each. Purchase them in Moab or contact the publisher at:

Canyon Country Publications
Mary Barnes, Distributor
P.O. Box 963
Moab, Utah 84532
(801) 259-6700

Anyone who would be willing to accept some riders, please contact me. I have received numerous phone calls from people who would like to come to the rally but are temporarily without running Land Rovers. Have sympathy. Think about how often your own Rover has been waylaid.

As a reminder, August is the height of the tourist season so make any reservations for accommodations early. If you would like any advice in choosing a place to stay, contact me or the Moab Travel Council. Their phone number is 1-800-635-6622. Also would everyone who has reserved a camp spot in Arches National Park, please drop me a note so I can compare it against my list to make sure I haven't made any mistakes on my end. Things have been getting more hectic every day.


Anyone needing more information, please feel free to call me at 1-801-363-2390 in the evenings. If I am not home, leave a message on the machine and I will do my best to get back to you.

Please spend some extra time preparing your Rover so you can spend your time exploring this beautiful country rather than working on the Landy. We will have spare parts available. Let's just hope we don't have to use them.

Bill Davis

LAND ROVER OWNERS ASSOC
P.O. BOX 6836
OAKLAND, CA 94603

Letters



THE FOLLOWING LETTERS ARE THE VIEWS OF THEIR AUTHORS AND NOT NECESSARILY THOSE OF ANYONE ELSE.

May 1990

Dear Club Secretary,

We publish LRO Magazine and want to promote it in America and Canada.

We would like to know if we can advertise in your club magazine and if so, how much it would cost per issue, or per year.


We are prepared to donate some of our promotional items - T-shirts, hats, pens, etc, for prizes at your meetings if you think your members might be interested.

The current issues cost 1.60(UK) and an annual subscription air-mailed to America or Canada is 30(UK) or about \$50 - mainly due to the post being \$20+, but we are prepared to offer club members a special first year rate of 25(UK) or about \$40 - about \$3 a magazine for 96 (or next month 104) pages, full of Land-Rover and Range-Rover stories and information.


If you are interested, please let us know and send us a copy of your club magazine.

Yours faithfully, Richard Green


Note...this letter wasn't sent to us, but to Bill Osterheim, our Northwoods R.C. Good thing *someone* is informed.




Gordon Kallio's 109 (CA)



a little something found on an envelope from Miles Murphy (ME)




John Kirn (CA)



The Great Rover Roll-Over

by Steve Denis #531 NY

A warm summer day, July perhaps, a smooth road, (no Rover induced spinal compressions). Birds in the trees, puffy clouds, the works. The rover is cruisin', the oil and arms are groovin', the overdrive is singing... What a machine! What a day! What is this? Whoa!! Road crew ahead! I smooze up to a stop, the engine just ticking. I'm just waiting for the flagman half of the crew to give the old Indy start. Hello?! He's flagging me OFF THE ROAD!! ALL RIGHT!!! This is where I live! I safari off the hidden embankment. Instinctively I bury my right foot and steer toward the pavement. The drag and the slope overcome inertia and, for a moment, the Rover hangs motionless. Just as I start to believe.....I hear a gritty aluminum slide....as the 1000 lbs of Rover tools and parts seek the earths core, (which is now located under the side windows). WUMPERCLUNK!!! The Rover comes to a rest stately on its side. Now a frantic moment as I switch off and take stock. Hey! What are the seat cushions doing over, (down?) there? Outside the flagman (kid) is freaking out. HEY, OH NO, HEY MISTER ARE YOU OKAY MISTER? (The voice, you understand, is coming from the handbrake lever!) Standing on the shifter I slide open the window and poke out my head. In my best British accent I ask "Do you chaps happen to have a chain on that truck?" I trundle to the rear and open the door, forgetting that the door and the tire mounted on it are now hinged on the bottom! Yeaaaaaah...So much for the graceful exit! After re-attaching my arm, I walk around the truck. Somehow it looks.....right....sitting like that! Okay, how do I get this thing back on its wheels? Even with the HIGH-LIFT jack, there isn't anything to lift it on and the engine driven winch is now useless. I take a minute to check the great view of the oil leaks. I wrap the tree protector around the upper door hinge, and the crew returns with a chain. I make the hook-ups and motion to the driver to back up. The Rover, like a still groggy elephant, regains its feet.



The older half of the crew seems impressed, "you sure seem to know what you're doing!" I answer through clenched teeth, "Yes, but this is not the type of thing that you want to get good at!" The road crew beat a hasty retreat. I reach waaaay down for the starter button and, you know, these thing DO have a heart of gold, it starts on the first revolution! After throwing in the hubs, I drop it into 2nd low range and blast back up to the pavement. Now it's time to check it out. Hmmmmmm roof's bent, doors...dents and the windshield frame is sort of 1/8th inch out of line at the top and OHNON-OTMYHEATEDWINDSCREEEEENS! (Glass hasn't a sense of humor!) Where am I going to get anymore of those?? With the Rover upright, it is now possible to open the hood without the weight of the spare jamming the lock. I've lost half the oil out of the engine, all the oil from the air cleaner and no (?) fuel. The battery is still attached to the battery box but the box is no longer attached to the frame! (Welds broke where the box had been relocated from the 6 cyl. location.)

I guess that is all there is to say about the GREAT ROVER ROLL-OVER, but because it could happen to you, remember, bring lots of oil, and extra chain and ALWAYS STEER DOWN THE HILL!!!

P.S. I do not encourage the playing of you-dodge-em-rover with the flagpersons. However if those old Rover brakes should just happen to fail.....

ALASKA- 1992

Halifax, Nova Scotia to Anchorage, Alaska in one month. This event will require a great deal of assistance from all interested parties. It's a big project. Halifax has an excellent port with facilities to handle automobiles that may be brought in by European enthusiasts who wish to make the trip. European enthusiasts are encouraged to bring pre-1967 registered Land-Rovers suitably prepared to make the trip to Alaska, where the owners can probably sell their vehicles for a profit, or continue on their own journey. A network will be set up to connect buyers and sellers of vehicles to help pre-arrange sales. The Maritime Canadian Land-Rover Organization is rapidly developing and will hopefully be able to host a kick-off rally.

As you cross Canada, you will be co-ordinated with organizations and individuals who may wish to have events of their own and help arrange for places to stay and see.

Feedback and ideas from everyone interested in this event are very welcome. Our Regional Coordinator, Ron Mowry would like especially to hear from the following people:

1. Canadians and Alaskans along the way who are interested in helping to organize or to join us as we pass through.
2. Europeans interested in shipping over vehicles to take on the trip with them.
3. Others coming from further away wishing to acquire Land-Rovers in Halifax, in which to make the trip, or looking for an empty seat to ride in.
4. Anyone who just wants to have a really superb vacation. If you are an organization, please inform your membership of this event and, if you are an individual, please spread the word.

A special mailing list is being made up for this event so, if you want to be kept up on details, you will have to write back saying so. Some information will also be included in this publication.

Write to :

Ron Mowry
P.O. Box 1023
West Lebanon, Maine 04027
U.S.A.
His telephone number is:
207-658-9064

NOTICE

THIS CLUB CARRIES NO INSURANCE!

Anyone who participates in a, so called "club event," does so at his own risk and should carry his own insurance.

The LROA, its members and those who assist with events and/or information concerning LROA assume no responsibility in the event of mishap during a "Rover Outing."



here are a few pics that seem to have been taken overseas...no names on the back so, Thanks, whoever you are.





TECH TIPS...by the numbers

How to Keep The Rear Door of Your LR Open

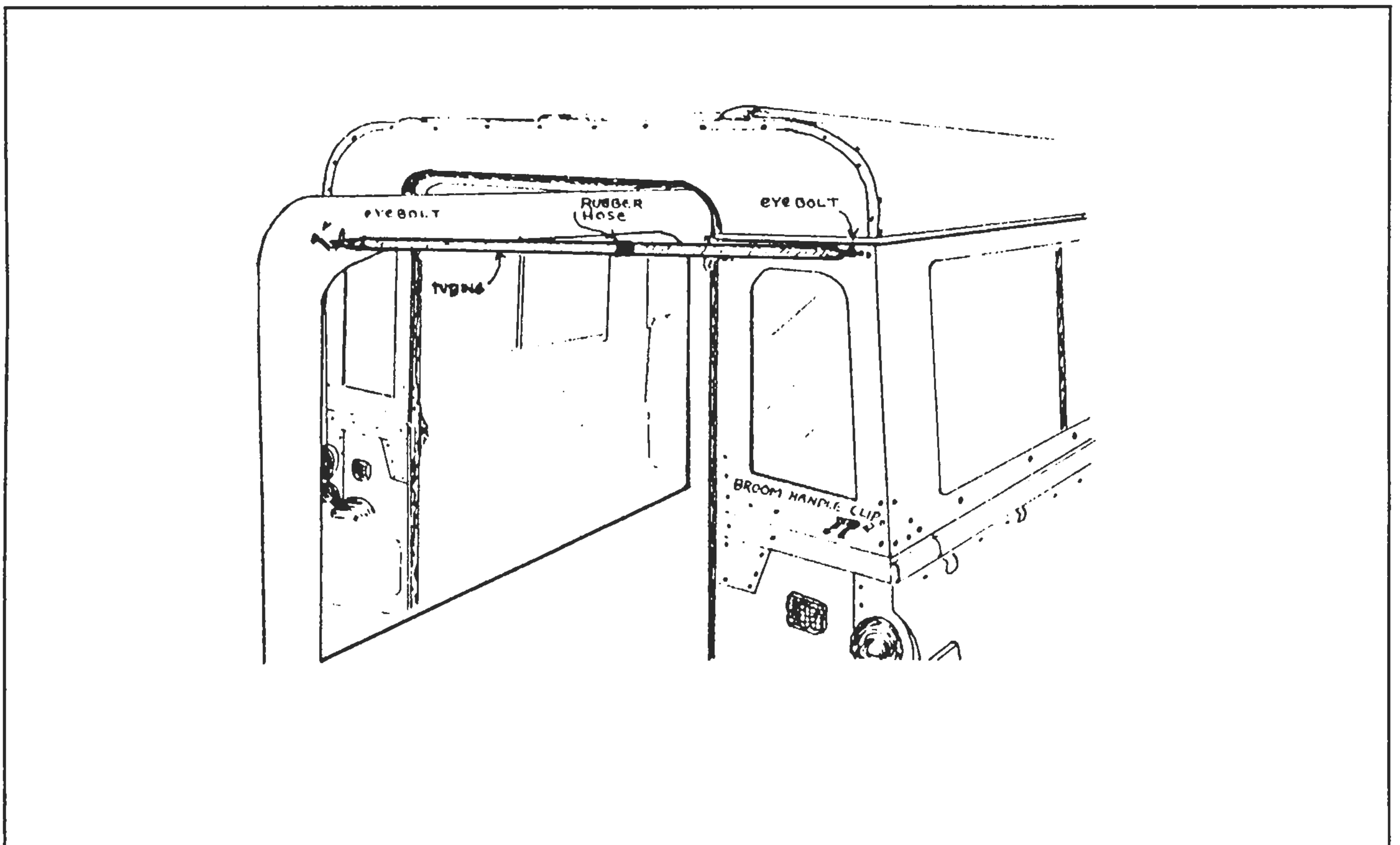
by John L. Kirn #645

This little device was shown to me by Lea Magee (#128) who should receive the credit. It is so utterly simple that it makes one wonder why they struggled with their rear door for so long.

I took a piece of 3/4 inch thin wall steel tubing that is usually used to run electrical wiring through, and cut it to 33 1/2 inches long. Flatten both ends for about an inch or so with a vise or hammer... then drill a 1/4 inch hole through each flattened end. Take two 1/4

inch eyebolts and open up each one just enough to slip through one of the holes, and the other one quite a bit more so. Drill a hole into your door making sure that it goes through a double walled portion for greater strength (see drawing).

For the body end of the tubing, select the spot by holding the eyebolt in your hand and allow the tubing to hang down freely so it will clear the tail lights. Drill at that point just below the rain gutter. Install both eyebolts, placing a nut and a lock washer on each side of the body panels. You may have to elongate the hole on the door end and shape the end of the eyebolt some so that the two will slip together easily. The closer you get it to go together, the snugger the fit you will have and the the door won't rattle so much in a windy situation. All that is left to do is screw a small broom handle clip onto the rear panel in line with the rod when it hangs down. Then glue a piece of old hose onto the rod where it meets the bracket so that it will stay securely in place.



AUTHORIZED PURVEYOR OF FINE CIGARS



CAMMARATA CIGAR Co.

Handmade

RANGE ROVER AND LAND ROVER LOVERS

If you love FRESH handmade CIGARS.....we have 55 different brands in stock at the lowest prices nation-wide, including our own cigars handmade fresh daily by CARMELA CAMMARATA who has 60 years experience! EXAMPLES OF OUR STOCK.....

N-Natural M-Maduro J-Jade

BRAND	CIGAR COLOR	QTY.	SIZE	RETAIL PER BOX	CAMMARATA PER CIGAR	PRICE PER BOX
DOMINICAN REPUBLIC						
ARTURO FUENTE						
BREVA ROYALE	N	50	5 1/2 x 42	20.00	.45	15.95
CURLY HEAD	NM	50	6 1/2 x 43	22.00	.50	15.95
CANONES	N	10	8 1/2 x 52	22.00	2.20	15.75
CHURCHILL	N	25	7 1/2 x 48	40.00	1.60	27.95
CORONA IMPERIAL	NM	25	6 1/2 x 48	11.75	1.35	34.50
DELIGHTS	NM	50	6 x 36	17.50	.75	27.95
DANTES	NM	25	7 x 50	41.25	1.65	28.95
DOUBLE CORONA	N	10	6-3/4 x 48	18.00	1.80	13.95
FUMAS	N	25	7 x 44	17.50	.65	12.50
HENNINGWAY SIGNA.	N	25	6 x 47	63.75	2.55	46.95

CAMMARATA HAND MADE FRESH DAILY TAMPA

LONSDALES	N	6,25	6 x 43		1.85	42.00
ROTHSCHILD	N	5,25	5 1/2 x 50		1.85	42.00
CHURCHILL	NM	5,25	6 1/2 x 50		1.85	42.00
SPECIAL SER.NO.1	N	6,25	5 x 43		2.25	49.95
SPECIAL SER.NO.2	N	5,25	6 x 47		2.50	57.95
J.F.K.	N	5,25	6 1/2 x 49		2.75	62.95

HOYO EXCALIBUR

		HONDURAS				
BANQUET	N	10	6-3/4 x 48	55.00	5.00	36.95
I	NM	20	7 1/2 x 52	55.00	2.50	34.95
II	NM	20	7 1/2 x 47	46.00	2.30	32.50
III	NM	20	6 x 50	44.00	2.20	30.95
IV	NM	20	5-3/8 x 45	50.00	2.00	27.95
V	NM	20	6-1/8 x 44	40.00	2.00	27.95
VI	N	20	5 1/2 x 38	34.00	1.70	24.50
VII	N	20	4 1/2 x 42	32.00	1.60	22.50

MACANUDO (continuation) JAMAICA, W.I.

SOMERSET	N	25	8 x 31	56.00	2.10	36.95
DUKE OF DEVON	NM	25	5 1/2 x 42	57.00	2.25	38.95
EARL LONSDALES	NM	25	7 x 38	59.00	2.30	39.95
PURTOFINO	N	25	7 x 34	62.00	2.40	41.95
HAMPTON CT.	N	25	6 x 43	62.00	2.40	41.95
BARONROTHS.	NM	25	6 1/2 x 42	62.00	2.40	41.95

MONTECRUZ

		DOMINICAN REPUBLIC				
200	N	10	7 1/2 x 46	26.00	2.65	19.75
201	N	25	6 1/2 x 46	57.50	2.35	43.95
205	N	25	7 x 42	58.50	2.40	44.95
210	N	25	6 1/2 x 42	54.00	2.20	40.95
220	N	25	5 1/2 x 42	49.00	2.05	37.95
230	N	25	5 x 42	44.00	1.80	32.95

PARTAGAS

		DOMINICAN REPUBLIC				
#10	N	10	7 1/2 x 49	31.00	2.85	19.95
8-9-8	N	25	7 x 44	71.00	2.75	48.95
#8	N	10	6 1/2 x 47	28.00	2.60	18.95
HUMITUBE	N	10	7 x 43	28.00	2.60	18.95
TUBOS	N	25	7 x 34	64.00	2.50	44.95
SABRUSO	N	20	6 x 44	55.00	2.50	35.95
#1	N	25	7 x 43	65.00	2.50	44.95
MADURO	N	20	6 1/2 x 47	53.00	2.45	35.50
#2	N	25	6 x 43	60.00	2.35	41.95
#3	N	25	5 1/2 x 43	55.00	2.15	38.95
#4	N	25	5 x 38	43.00	1.60	28.95
#6	N	25	6 x 34	43.00	1.60	28.95
#5	N	25	5 1/2 x 28	35.00	1.30	28.50
PURITOS	N	10	4 1/2 x 32	6.95		4.95

PLIADAS

		PARIS, FRANCE				
ALDEBARON	N	16		108.00	6.50	67.00
SATURN	N	16		76.00	4.50	48.00
NEPTUNE	N	24		96.00	3.70	57.00
SIRIUS	N	24		90.00	3.40	55.00
ORION	N	24		78.00	3.00	49.00
URANUS	N	24		78.00	3.00	55.00
ANTARES	N	24		66.00	2.55	43.00
PLUTON	N	16		69.00	4.10	45.00

PUNCH

		HONDURAS				
AFTER DINNER	N	25		40.00	1.50	27.95
PRESIDENTS	NM	10	8 1/2 x 52	26.00	2.40	17.95
DOUBLE CORONAS	NM	25	6 1/2 x 48	47.50	1.90	35.95
PITAS	N	25	6 x 48	43.00	1.75	32.95
PUNCH PUNCH	N	25	6 x 43	40.00	1.65	30.95
#1	N	25	6 1/2 x 42	40.00	1.65	30.95
ROTHSCHILDS	NM	50	4 1/2 x 48	60.00	1.25	45.95
CASH GRANDES	N	25	7 x 46	33.00	1.30	24.50
#75	N	25	5 1/2 x 43	26.00	1.05	19.95
AMATISTAS	N	25	6 x 42	24.00	.90	17.95
LARGO ELEGANTES	N	25	7 x 36	25.00	.95	17.95
ELITES	N	50	5 x 43	33.00	.70	26.50
LONDON CLUB	N	25	5 x 40	14.50	.55	10.50

ROMEO Y JULIET

		DOMINICAN REPUBLIC				
MONARCAS	N	10	8 x 52	23.00	2.30	16.95
CHURCHILLS	N	25	7 x 50	50.00	2.00	36.95
PRESIDENTES	N	25	7 x 43	45.00	1.80	33.50
ROTHSCHILDS	NM	25	5 x 50	42.50	1.70	31.50
CETROS	NM	25	6 1/2 x 44	42.50	1.70	31.50

WE ALSO HAVE PIPE TOBACCO

Tampa, Florida

CAMMARATA CIGAR Co.

Tampa's Premier Cigar House
4830 W. Kennedy Blvd. Suite 180
Tampa, Florida 33609 • 813-287-2654

FINE PIPES AND TOBACCO

'61 LAND ROVER 88", trop, locking hubs, dual tank shocks, FM cassette. M

LAND ROVER 88", 4 cyl excellent mechanically-ne cosmetics, driven daily - \$

MARKET PLACE

'66 LAND ROVER 88", Trop. r w headers & exhaust sys. rior redone, recent re 00 or trade for 109"PU.

LAND ROVER 109", 4 cyl w pastei green paint, in mechanical condition - \$320

(ads begining with an * were in the last issue also)

VEHICLES

*'71 109 3 Door Military. Olive Drab. R.R. V8, 8,000lb. Warn winch, overdrive, locking diffs. Pristine condition. \$9,000. Phone Dave days at 508-295-7292 or Jeff eves & wknds at 617-585-3843. (MA)

*'73 Series III "88. Good body and engine condition. Runs fine. New paint, Weber carb/exhaust with California smog, new interior panels. Many other new parts. \$5,000. Call Mike Gallagher evenings at 415-935-5867.

*'69 "88". Body off restored last Fall. Many new parts... \$4,0000. Also 1961 "109" 3 Door Wagon with only 1,200 miles on completely rebuilt 198 cid Buick V6 and automatic transmission... \$4,000. Call John in NJ... 201-445-0361.

'67 109 Series IIA. Newly rebuilt Chevy conversion, rbuilt trans, new springs, exhaust. Much else new...body excellent. Asking \$10,000. Jonathan. 415-526-9557.

'65 88. Good cond. 51,000 mi. lots of new parts. \$2,300, OBO. Also '64 88, no engine or trans. has rust.. good parts car. \$? Call or write Chuck Willis, 709-B W. Abram St., Arlington, TX 76013. 817-261-1863 days. 817-461-4280 eves

PARTS

*VG '73 4 cyl engine w/ 5K mi STO. is complete. 14 & 16 cly motor cores. "88" lower rear body good. Fr. axle complete. Rear axle casing. Misc. used parts. John (NJ) from 9 to 9. 201-445-0361.

*Series II 2.25 L engine, less carburetor and distributor...\$200. Gas tank, regular under the seat... \$75. Lucas Alternator...\$50. George Babits, #99. 208-756-4147.

*'66 2-1/4 L Diesel. Runs , needs work.complete or possibly parts. \$300. Jim McIntyre, #384. 317-356-0805 IN

Parting out Series IIA deisel... has trans, hand throttle, top, tailgate,etc. Also have R.R. V-8 short block & misc bits, including 2 sets buick 300 heads, & good cam. All real reasonable. Richard. 702-782-3014.

from Dixieland Rovers, GA



Rover Parts and Service

This list is printed on a non-partisan basis for your benefit.
Please help us keep it updated by letting us know of new businesses
and of those who are no longer in business.

• P= new parts, UP= used parts, SV= service/repair, S= rover sales, F= custom fabrication, R= component rebuilder.

A.M.E.I.
P.O. Box 1077
Santa Barbara, CA 93102
805-965-3338

Atlantic British Parts
P.O. Box 109, Rovernidge Dr.
Mechanicsville, NY 12118
518-664-6169 *P*UP*R

Atlantic British Parts
P.O. Box 1068, Waterloo
Quebec, Canada, JOE-2NO
514-539-2669 *P*UP*R

Atlantic British Parts
P.O. Box 620
Lewiston, CA 96052
916-778-3922 *P*UP*R

Autocenter 4x4 Specialists
2343 Cranberry Hwy.
West Wareham, MA 02576
508-295-7292 *SV*S R

Badger Interior Coachworks
P.O. Box 1252
Sandwich, MA 02563
508-833-1394 *F

British American Car Service
426 25th St.
Oakland, CA 94612
415-452-4322 *SV

British N. W. Land-Rover Co.
1043 Kaiser Rd., S.W.
Olympia, WA 98502
206-866-2254 *P*UP*SV*S *F *R

British Pacific
101 W. Green St.
Pasadena, CA 91101
213-681-9783 *P*UP*SV*S *F *R

Campart Dist. Inc.
221 41st Ave. N.E.
Calgary, Alberta, Canada T2E 2N4
403-276-2211 *P*UP*SV

Cantab Motors, Ltd.
North Bridge Street (Rt. 1304)
Round Hill, VA 22141
703-554-2211 *P*UP*SV*S

Chris Auto Service Ltd.
12508 125th St.
Edmonton, Alberta, Canada T5L 0T3
403-455-2404 *SV

D.A.P. Enterprises
7 Kendrick Rd.
Wareham, MA 02571
508-291-1311 *SV*S

Dixieland Rovers
Rte.3, Box 358
Tifton, GA 31794
912-386-8498 *SV *F

Euro Autohaus
1105 N. Glebe Rd.
Arlington, VA 22201
703-841-0004 *SV

Green Hill Garage
Green Hill Rd.
Barrington, NH 03825
603-322-8504 SV

Helm Automotive
69 E. Lewelling Blvd.
San Lorenzo, CA 94580
415-278-6887 *SV

The Import Garage
1815 S.E. 50th
Portland, OR 97215
503-235-5951 *SV

Morgan's Sports Car West
1570 S. 300 W.
Salt Lake City, UT 84115
801-487-5979 *SV

Paul Safari Components
P.O. Box 39, Queenston St.
Ontario, Canada LOS 110
416-262-4446 *P*UP *F *SV

Rovers North
Box 71
Westford, VT 05494
802-879-0032 *P*UP *F *SV

Rover Parts Unlimited
P.O. Box 790, Hwy 96
Hoope, CA 95546
916-625-4727 *P*UP

Rovers West
731 S. Vine Ave
Tucson, AZ 85719
602-792-0295 *P*UP*R*SV*S

Scotland Yard
3101 E.52nd Ave.
Denver, CO 80210
303-297-9237 *SV *P*UP *R

Scotty's Foreign Car Service
650 Garcia St. #2
Pittsburg, CA 94565
415-432-2221 *P*UP*SV*S *F *R

Ship's Mechanical Services, Inc.
12755 N.E. Whitaker Wy.
Portland, OR 97230
503-252-5566

1st National Garage
4734 Pearl St.
Boulder, CO 30301
303-449-7195 *SV

Tom's Mechanical Emporium
601 Genesee St.
Syracuse, NY 13204
315-475-0271 *SV


Union Jack Rover Specialists
P.O. Box 30318
Tucson, AZ 87551
602-721-0361 *SV

West Coast British
6398 Dougherty Rd. #34
Dublin, CA 94568
415-824-6091 *P*UP*SV

Rocky Mountain Rovers
732 51 Ave, S.W.
Calgary, Alberta, Canada
403-253-7977

Land Rover Enterprises
2104 Jerome Ave.
Yakima, WA 98908
509-453-8580

Vermont Rovers
Cambridge, VT 05444
802-644-2128

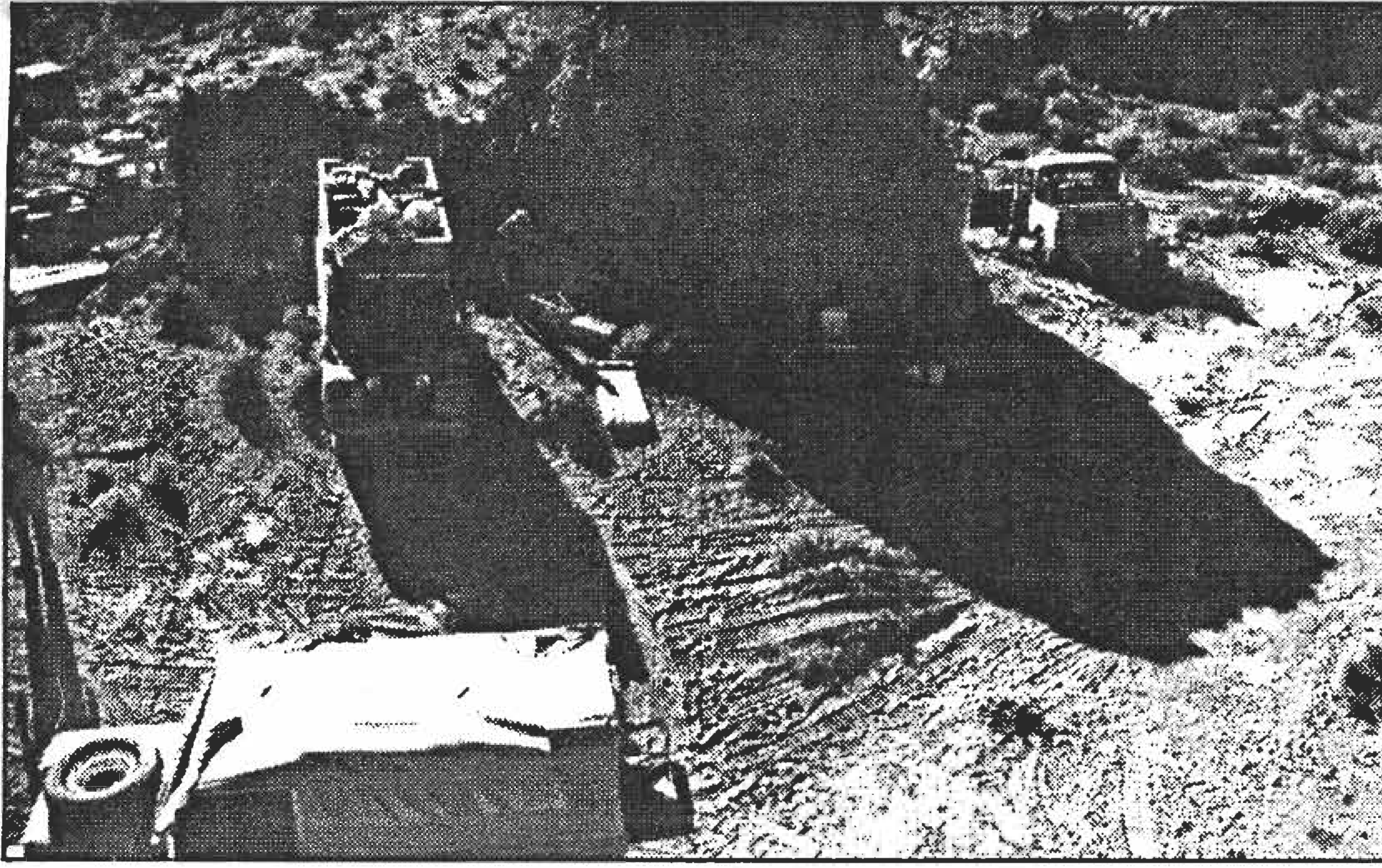


The Land Rover Concours d'Elegance Entry for 1964


One imagines they're worried sick over at the Brand X Limousine Division.

©Rover Motor Co. of North America Ltd., 405 Lexington Avenue, New York 17, N.Y. (should you wish to write for catalog or name of nearby dealer).

CREDITS: Wicker work by Charlie & Nellie Bernhardt; White side walls by Pirelli; Lacquer job by Wade Loeper (on overtime); Bumper chroming and Technical Direction by Ken Sykes; Gold fine-striping by Bob Funke; Coach lamps by Cost-Plus Imports; Carpeting color by Ace Dye Works; Mink lap robe by Neiman-Marcus; Flower vases by Michelob; The Two Pink Carnations by Podesta Baldocchi; Silver flask in glove compartment by Abercrombie & Fitch; Pink valve caps by American Petrofina; Basic black Model 88 Station Wagon by Land-Rover; The Thinker by Rodin.



a couple of Black Rock
pics from '89 sent in by
Marvin Mattson



LAND ROVER OWNERS' ASSOCIATION, U.S.A.
P.O. BOX 6836
OAKLAND, CA 94603

BULK RATE
U.S. POSTAGE
PAID
PERMIT #9
CONCORD, CA

THE ALUMINUM WORKHORSE

054 02-91
Bob & Sue Bernard
5571 Butte View Terr.
Paradise, CA 95969